

September 2021

THE CHURCH GUARDIAN

A MONTHLY NEWSLETTER FROM SHEEPDOG CHURCH SECURITY



IN THIS ISSUE:

- Training Spotlight
- Weekly Team Briefing
- Lessons Learned
- Monthly Articles
- Church Security Roll Call
- Mail Call
- Guest Article
- Certified Instructors
- Upcoming Seminars
- Sheepdog Corner

TOP NEWS STORY

VANDAL FLOODS ORTHODOX CHRISTIAN CHURCH IN LINDA VISTA

Whoever was responsible broke through a driveway gate, connected two hoses that were already on church grounds and stuck the nozzle near the front door, securing it in place with small foam footballs. The person placed a laminated poster near the threshold, which apparently helped the water seep under the door and into the building.

News Source: [CLICK HERE](#)

TRAINING SPOTLIGHT

Safety Member Certification

The Certified Safety Member Course brings together industry leading training materials, including courses on de-escalation, active shooters, protecting children, fire safety, and many more. The courses online video-based training makes it easy to take lessons anytime and from anywhere using your own computer. Once you've completed all the courses, you will be certified for 2-years through Sheepdog Church Security, and be prepared to safeguard your church.

Relevant, Realistic, and Easy-to-Learn Training
Materials to Defend the Flock.



Click on
the Picture
to Learn
More!

WEEKLY TEAM BRIEFING

Equipped and Established for Safety

- ♦ In Jesus' illustration, the house on the rock withstood the storm because it was well established. In Eph. 4:12, the word translated "perfecting" is also translated as "equipping."

And the rain descended, and the floods came, and the winds blew, and beat upon that house; and it fell not: for it was founded upon a rock (Matthew 7:25; see also Luke 6:48).

For the perfecting of the saints, for the work of the ministry, for the edifying of the body of Christ (Ephesians 4:12).

Set and Supply

How do you establish and equip a Church Safety Ministry? To equip a Safety Ministry, you must first have one. A special offer is [*Practical Steps to Start a Safety Ministry*](#). This also includes a Do-It-Yourself "Church Safety/Security Ministry Security Assessment." This offer continues a few more weeks.

The featured product is the [*Complete Training Program v4*](#) with all seven of the Sheepdog Church Security training courses. Get all your team members trained and ready to take the Sheepdog Certification Test.

August's Articles

August had five Mondays and five articles. "You've Been Audited!" addressed the current issue of so-called Civil Rights Auditors testing government agencies and non-governmental organizations (such as churches) for how well they respected First Amendment and Second Amendment rights. They "push the envelope" of acceptability trying to provoke a response. How should we respond if they come to our church?

"Banner on, Guns Down" introduced DSM Safety Products. They make the Safety Banner which identifies responders so police do not mistake them for suspects.

Next were "Basically Equipped" (Equipped to Serve: Part One) and "To Rescue and Defend" (Equipped to Serve: Part Two). These discuss the actual equipment needed by a Church Safety Ministry.

The last article was "2006 Ministry of Jesus Christ Shooting" in the series "Lessons Learned from Church Shootings." The lesson here was, "Take warnings seriously."

Weekly Team Briefing Continued



Action Points

For those wanting a Church Safety Ministry: –

- ♦ Download [Practical Steps to Start a Safety Ministry](#) to find out how. Also, evaluate the safety using the “Church Safety/Security Ministry Security Assessment.”

For Safety Directors: –

- ♦ Download “Practical Steps” to get the “Church Safety/Security Ministry Security Assessment.”
- ♦ Enroll all Safety Team Members in the [Complete Training Program v4](#).



FBSN is a network of security and law enforcement professionals dedicated to continuously improving security of faith-based organizations.

[BECOME A MEMBER](#)



2006 Ministry of Jesus Christ Church Shooting

A MONTHLY FEATURE LOOKING AT CHURCH SHOOTING INCIDENTS

Introduction

Have you ever wished you had heeded a warning? What were the consequences? Are you still living with the consequences? Obviously, it didn't result in your death, or you wouldn't be reading this.

Special Resources

If you received a credible warning of violence in the church, would you know what to do and have the resources to do it? The role of a *Church Safety Ministry* is to protect the flock from a variety of threats, whether severe weather, a fire, a hazardous materials spill, criminal activity, deadly violence, or any of several others.

So, if your church does not have a *Church Safety Ministry*, how do you start one? Our special free download is *Practical Steps to Start a Safety Ministry*. Following a description of the six steps is a DIY "Church Safety/Security Ministry Security Assessment." The questions on this 28-page form help you evaluate how safe your church is, beginning with the building(s) and grounds and ending with how the Safety Team has been trained. Click [HERE](#) to get it. If you're not already subscribed, you'll be signed up for the weekly update and the monthly newsletter, The Church Guardian.[1]

The featured product is the [Complete Training Program v4](#). It has the downloadable training materials for classroom instruction. All seven training courses are included:

- ♦ Security Team Fundamentals
- ♦ Active Shooter Response
- ♦ Deescalating Disruptive Persons
- ♦ Protecting Children from Abuse
- ♦ Use of Force Laws
- ♦ Arson and Fire Safety
- ♦ Severe Weather and Natural Disasters

Right now, Kris is conducting Zoom classes, one every two weeks. The goal is to get all the team members ready to take the *Sheepdog Certification* tests.[2]

From the Bible

- ♦ Gedaliah, the governor, did not take a warning seriously. In fact, he did not believe it. This resulted in the deaths of not only him, but also those who were with him.

Moreover Johanan the son of Kareah, and all the captains of the forces that were in the fields, came to Gedaliah to Mizpah, And said unto him, "Dost thou certainly know that Baalis the king of the Ammonites hath sent Ishmael the son of Nethaniah to slay thee?" But Gedaliah the son of Ahikam believed them not. [...] Now it came to pass in the seventh month, that Ishmael the son of Nethaniah the son of Elishama, of the seed royal, and the princes of the king, even ten men with him, came unto Gedaliah the son of Ahikam to Mizpah; and there they did eat bread together in Mizpah. Then arose Ishmael the son of Nethaniah, and the ten men that were with him, and smote Gedaliah the son of Ahikam the son of Shaphan with the sword, and slew him, whom the king of Babylon had made governor over the land. Ishmael also slew all the Jews that were with him, even with Gedaliah, at Mizpah, and the Chaldeans that were found there, and the men of war. (Jeremiah 40:13-14; 41:1-3)

"I told you ..."

Usually about 20 members attended Sunday morning services at the Ministry of Jesus Christ (MoJC) in a small rented hall in Baton Rouge, Louisiana. However on May 21, 2006, only six to eight closely-related adults and less than a dozen children were present. They did not know that this would be their church's last service.

Late in the service, the pastor's son-in-law came in. His wife had left him the day before after a violent argument – by far not the first. Responding sheriff's deputies advised the wife to file for a restraining order. She said she'd do that when the county offices opened on Monday. The previous year, she had secured a restraining order, but withdrew it. Relatives described the relationship as "on and off." He had an unstable work history, was a gambler, and reportedly was unfaithful.

The man asked to speak, and the pastor consented. He said he was sorry and begged his wife to come back. "No," was the answer. Even if she forgave him, she wouldn't come back. He left the room and paced outside. Someone went to check on him, then returned.

The man left, but returned when the service was ending. The pastor heard her mother saying, "Please, don't shoot," followed by the sound of gunfire. Five wounded persons lay on the floor, including the pastor. All of them were the man's in-laws. She would be the only one of them to survive.

The man grabbed his wife. He was heard saying, "I told you I was going to do this." After letting her say goodbye to her mother, he took her and their three children to a car and left. Hours later, police found him sitting on a curb holding his baby and crying. His wife was in the car, dead, a bullet hole in the back of her head. He had placed the gun in her hand to make it appear a suicide.

The pastor was shot in the back of the head, but recovered. Killed in the church were her parents, her aunt, and a cousin. Killed elsewhere was her daughter, the shooter's wife. None of the children were physically injured.

The Aftermath

Psychological Effects

As is to be expected, survivors of and responders to mass killings suffer long-lasting emotional and mental trauma. The pastor and her husband took in their grandchildren, the sons of the killer and his wife. These young ones had witnessed the murder of their mother and other relatives. In an interview with a local station almost two years later, the pastor said that they cry at night, the middle one was afraid "to go to the bathroom," and the youngest called her "Mommy." [3]

No Longer Here

Apparently, the congregation may have never met again as a recognized religious organization unless they met in homes. A year after the killings, a local television station stated that the Ministry of Jesus Christ "has yet to resume services elsewhere." [4] Eleven years later, after the Sutherland Springs shooting, a Baton Rouge television news article reported on an interview with the husband of the MoJC pastor. The author/newscaster stated, "The church on Dallas Drive in Baton Rouge has been closed since." However, when asked how his wife was, her husband said, "She doing fine. She's serving the Lord and being positive about things." [5]

Officially, the corporation was still on the books as of February 2016, almost ten years later. The Louisiana Secretary Of State Business Registration was still listing The Ministry of Jesus Christ at the same address with the same agent (the pastor), even though they had long-ago vacated that location. Evidently, after recovering from the wound, the pastor did not change the address on the listing. [6] As of the 2012 tax year, the Ministry of Jesus Christ was listed on the NonProfitFacts.com website with the residential address of the pastor. That year there were no assets and no income reported. [7]

Due Process

The shooter was convicted of murder and sentenced to death almost two years later in East Baton Rouge Parish (EBRP). As the only survivor of those wounded, the pastor was the key witness. The EBRP Sheriff provided protection, even though there was no known gang involvement in the shooting. In that area, witnesses were often at risk. This case was used by prosecutors in pushing for the state to provide money for witness protection.[8]

To date, the killer is still on death row in Louisiana. During the trial, he dismissed his public defenders and represented himself. He made lewd accusations while cross-examining his mother-in-law. He also claimed that his wife did all the shooting and took her own life.

After the trial he appealed the death penalty on various grounds, including mental retardation and mental illness. This went to the Supreme Court of Louisiana. In 2010, they found the grounds and evidence for his appeals to be insufficient and upheld both the conviction and the sentence.[9] As of 2018, he was still unsuccessfully trying to appeal the sentence.

Lesson Learned: Take Warnings Seriously

Before the shootings, the killer had warned not only his wife, but another relative, that he would shoot people. Apparently like Gedaliah, they did not take the warning seriously, at least not seriously enough. This could be understandable if he had previously made threats, but did not carry them out. Nevertheless, when a person with a violent history makes a threat, take it seriously – this time it may be for real. In May 2006, it was.

When you take a warning seriously, decide what to do about it. Obviously, the Ministry of Jesus Christ did not have a safety/security team. However, considering the record of the husband, the latest threat he made, and that it was the day after a domestic altercation when emotions were still high, there was enough probable cause to ask for police protection. After all, the Sheriff's office already had the report of the previous day's incident.

For churches with a volunteer safety/security team:

- ♦ Report a threat/warning of deadly action to local law enforcement (even if the warning was delivered by a third party, not by the threatening person).
- ♦ Post a watch for the offender. Since this is a deadly threat/warning, give the greeters and team members the name and description of the person.
- ♦ Watch for hostile or suspicious activity outside.

- ♦ Lock all unattended doors. Lock the remaining one(s) after the service begins.
- ♦ If the offender is spotted, call 911.
- ♦ Don't let the threatener in.
- ♦ Be prepared to engage an intended killer.

Conclusion

Take all threats seriously, especially if they qualify as warnings. It does not hurt to be ready, but the attack does not come. It can be devastating if a warning is ignored and it is for real.

There Is More

There are four other articles in August: "You've Been Audited!" [a current concern], "Banner On, Guns Down" [featured provider], "Basically Equipped" (Equipped to Serve: Part One), and "To Rescue and Defend" (Equipped to Serve: Part Two).

[Article References](#)



YOU'VE BEEN AUDITED!

First Amendment Auditors Push the Envelope

Introduction

We will be tested. Just as in Bible times, many tests are honest, done for good reasons. But there are also dishonest tests, meant to trip up or slander the targeted person(s). Sometimes the motive is financial gain. That appears to be the case with many of the self-described “Civil Rights” auditors who test whether government offices, police, businesses, and organizations (including churches) respect the auditors’ 1st Amendment and/or 2nd Amendment rights. Some auditors target churches with the intend of harassment.[1]

In the News

Los Angeles, California, February 14, 2019 – A First Amendment Auditor on the public sidewalk was recording video footage of a synagogue and a girls’ Hebrew School in Los Angeles while the school was in session. She was dressed in black and wearing a backpack. Fearing it might be anti-Semitic radicals casing the place for an attack, school administrators called the synagogue’s security guards.

The auditor refused to cooperate with the guard who came out to the fence. He pulled out his handgun and fired what he called a “warning shot” down at the pavement. The ricocheting bullet (or shrapnel) hit the auditor in the leg. All the while, she was recording. Her audio was laced with profanity and crude jibes. The guard was arrested for assault, but released when the prosecutor refused to charge him.[3][4]

Lebanon, Pennsylvania, January 23, 2019 – A “First Amendment Auditor” was convicted of summary disorderly conduct for his actions while “auditing” the county courthouse.[5]

“By this you shall be tested: ...”

(Genesis 42:15)

And Moses said to them, “Why do you quarrel with me? Why do you test the Lord?”

(Exodus 17:2)

“What is man, that you ... visit him every morning and test him every moment?”

(Job 7:17-18)

And Pharisees came up and in order to test him asked, “Is it lawful for a man to divorce his wife?”

(Mark 10:2).

Oklahoma City, November 6, 2019 – A white Second Amendment auditor with a long rifle showed up on the sidewalk in front of an African American church. Of course, they called the cops. The responding officer tells the men of the church to not show any weapons, move back to the front of the building, and stay calm so no one is hurt. On the officer's body cam video, the "auditor" is heard saying that he's "on the public easement" (all the while recording with his cell phone camera). No action is taken and everyone remains calm. Comments on the video shown on a TV station's webpage indicate the "auditor" was a well-known attention seeker in the city.[6]

Later that month, the same auditor was arrested for carrying a firearm into a place where alcohol was served. Just over a year later, the charge was dismissed.[7]

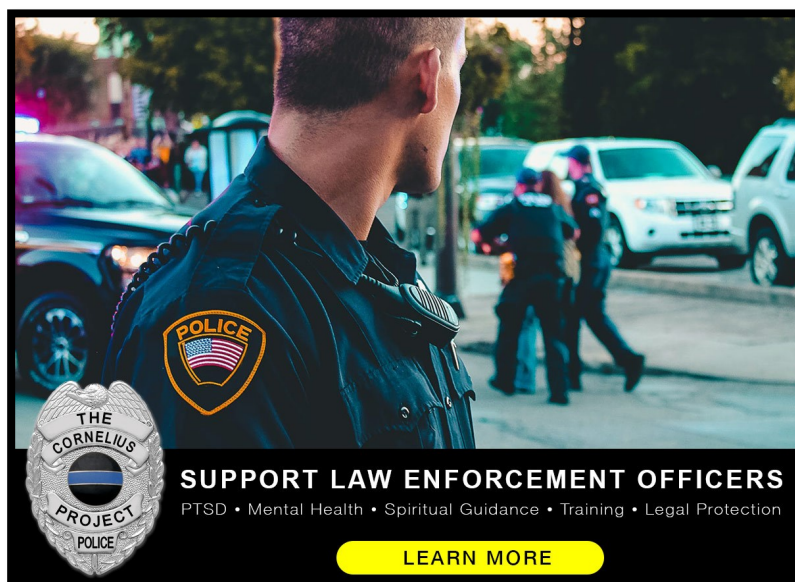
Warwick, Rhode Island, July 19, 2019 – A First Amendment auditor who was already somewhat notorious in Rhode Island was filming people paying their taxes in a tax office. Employees called the police. He was removed, but not arrested, after a woman became upset and tried to knock down his phone. Twice later, he returned to the office and argued with officers. When he was ready to finally leave, he thanked everyone for helping him make money.[8]

Key Resources

August's key resource is *Equipped for Success: Recommended Essential Equipment* (a free download). The recommended training course for this article is [Complete Church Security Training Program](#).

Equipped for Success

The free downloadable resource for August is *Equipped for Success: Recommended Essential Equipment*.^[9] Click [*HERE*](#) to get it. Several of these items are available at [Sheepdog's Amazon Page](#).



*We must not put
Christ to the test,
as some of them
did and were
destroyed by
serpents
(1 Corinthians
10:9).*

Complete Church Security Training Program

If a civil rights auditor shows up at (or even in) your church, would you know what to do or not do? Obviously, as is seen in the news stories, we'd need to have been prepared with information and training. The *Complete Church Security Training Program*[10] has the classroom training materials for all seven *Sheepdog Church Security* training courses:

- ♦ Security Team Fundamentals v4
- ♦ Active Shooter Response v4
- ♦ Deescalating Disruptive Persons v4
- ♦ Protecting Children from Abuse v4
- ♦ Basic Use of Force Laws v4
- ♦ Arson and Fire Safety v4
- ♦ Severe Weather and Natural Disasters v3

What Are Civil Rights Auditors?

... and how do they operate?

According to Wikipedia, "First Amendment audits are a largely American social movement that usually involves photographing or filming a public space." [11] Second Amendment auditors are like this, but openly carry firearms (especially AR-15s) while recording their videos. Together the persons conducting these audits are called "Civil Rights auditors." The reason this is "largely American" is how significant constitutional rights are in the United States and the current attacks on these rights. This is coupled with concern about the government itself violating these rights (allegedly in some cases, actually in others). The auditors claim that they are keeping the police honest.

But Peter said to her, "How is it that you have agreed together to test the Spirit of the Lord?" (Acts 5:9).

Public Spaces

The public spaces where they do their auditing are places where filming and carrying weapons will arouse suspicion and concern, such as government offices, schools, businesses, and churches. The usual response of persons in these places is to send a guard and/or call the police. The guards and the police are the real targets of audits. It is their responses that matter: Will they respect the Constitutional rights to photograph and report, or to carry a weapon?

Provocation

The 2A auditors provoke reaction just by where they carry a rifle or machete. The 1A auditors usually provoke the responders further by how and what they say, claiming freedom of speech as well as freedom of the press (they claim to be publishers, since they post their videos online). They argue with whoever responds, especially if it a guard or a police officer. If that doesn't get a violation of their rights – such as being told to get out, issued a ticket, or arrested – they will escalate their outrageous speech and/or actions. All of this will be recorded. 2A auditors must be more careful in how they provoke a response, lest someone acts in defense with deadly force.

Sometimes auditors work in pairs, with one acting as a witness standing back and recording the whole scene. This produces two videos which can be used to make the YouTube version.

Fame and Fortune

Several critics hold that while civil rights auditors claim to be holding police and security guards honest, their own motives are not entirely honest, that they are concerned more about fame and fortune than fairness. Many of them have garnered large followings on the Internet with sizeable earnings from advertising. They thrive on outrage, and very few commend the “good” cops who respect civil rights, preferring to show those who “fail the test.”

But, knowing their hypocrisy, he said to them, “Why put me to the test? Bring me a denarius and let me look at it” (Mark 12:15).

Responding to Civil Rights Auditors

In two *Sheepdog Church Security* training courses, we learn how to respond to protestors.[12] However, these auditors are different.

How Protestors Act

Some protestors just carry signs and express themselves verbally (talking to those coming in or leaving, shouting, chanting, singing). Of course they want the media there to see what they are concerned about. In Lynchburg, Virginia, a prominent church was picketed by persons who objected to the church's stand on a certain social issue. These protesters did not disrupt the service, but they announced their actions and received news coverage.

Several years before, on the other side of the country, protesters with the same social concerns actually physically accosted people going into a church, they did whatever they could to disrupt the service and damaged the building.

How Auditors Act

Auditors do not usually claim to have a cause to protest their targets other than those (usually law enforcement) whom they consider as already disrespecting and violating certain civil rights, namely

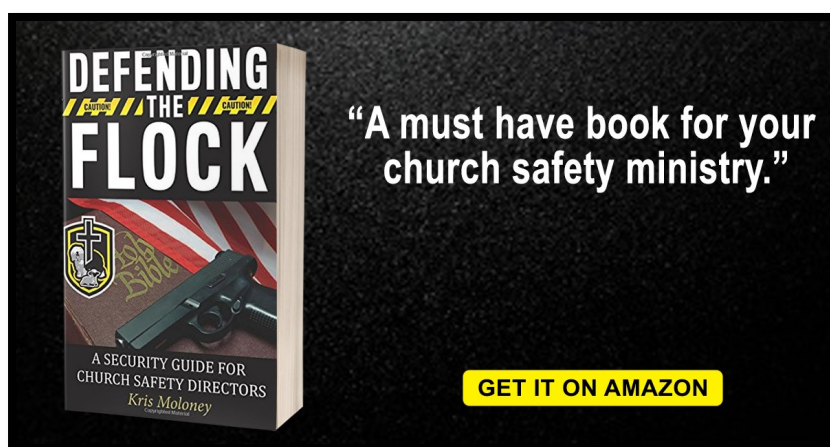

- ♦ free speech
- ♦ free press
- ♦ due process
- ♦ peaceable assembly
- ♦ no warrantless searches
- ♦ not testifying against oneself (by having to give their names)
- ♦ bearing arms

However, it is evident from their videos that the intent of some is harassment of certain organizations, such as churches for their stands on social issues.[1]

Auditors draw attention to themselves by walking along the sidewalk or street taking photos, recording videos, or carrying a very conspicuous firearm (or other deadly weapon). In some cases, the publicly-available walkway is technically on church property, but with a public easement. With government offices, they go in and roam around areas open to the public. They deliberately go to the edge of legality to see what the response will be.

Our Response

Our problem is how do we deal with someone whose actions arouse suspicion, but technically are constitutionally protected? Really, there are two locations they can be, just outside the perimeter and inside the facility. Your response is adjusted to where the auditor is.



Governmental Guidance for Responding to Civil Rights Auditors

In several states, the associations of municipalities, counties, and other local jurisdictions have published guidance for their members on dealing with constitutional rights auditors. These consist of a discussion of what the auditors are doing and how they act followed by points of action. Although these are not for churches, we can learn from them. For example, from the *Municipal Association of South Carolina*:

Educate employees. All public-facing employees should have some familiarity with First Amendment audits and how to respond. Although the auditors often exceed their rights under the First Amendment, they do have the right to film public employees in public places. California Joint Powers Insurance Authority[13]

Don't overreact. Auditors are trying to provoke a negative reaction that they can post on social media. A video of a public employee responding calmly is not going to result in much traction. The best defense is simple patience.

Identify and mark nonpublic forums. In many cases, auditors will try to enter private areas, hallways or offices. The municipality has a right to mark these areas as nonpublic and to impose reasonable regulations on the right to film in them. Nonpublic forums can include any areas into which, under ordinary circumstances, visitors must be invited before entering. Examples include hallways, cubicles, offices and workspaces.

Consider rules about harassment. Some auditors may engage in conduct that rises to the level of harassment. They may claim they can demand answers or invade the privacy of private residents. In at least one instance in South Carolina, an individual claiming to be an auditor harassed a female employee by filming her repeatedly and at length. Municipalities can adopt appropriate regulations about such harassment and abusive behaviors.

Before adopting any specific regulations, a municipality should CONSULT WITH ITS ATTORNEY [All caps mine]. The rules are complex and violations of the First Amendment can result not only in an embarrassing YouTube video but also monetary liability. Again, the most important thing to remember is to keep calm.

Communicate to employees and elected officials of an individual's right to speak during public comment periods at public meetings, regardless of who they are. The speaker's subject matter and comments should not be restricted, leading to potential First Amendment challenges.[14]

Of special note are “Don’t overreact” and “remain calm.” The *Colorado Intergovernmental Risk Sharing Agency* quoted Sergeant Ryan Brett of the Corona, California Police Department:

“They are well within their rights to do so, and from my experience, the best response to an audit roaming around your police station public areas is to ignore them. They eventually lose interest and move on to somewhere they can make headlines.”[15]

Guidance for Churches in Responding to Civil Rights Auditors

The guidelines are similar for churches. Here is a brief outline:

1. Knowing that First Amendment auditors are a possibility for churches in your area (more likely for larger congregations and for those who dare to take a stand on social issues), set policies for how to respond to (1) auditors outside the perimeter of the church campus, and (2) those who actually come onto church property. Consult your attorney about policies which will be legally defensible.
2. Educate all church staff and volunteers, especially the Church Safety Team, on how to respond to auditors. In this regard, Carl Chinn does not recommend using contract security guards from a professional agency, but volunteers from the church itself.[2] You cannot be sure that a contract guard will know how to properly respond. Even though that guard does not directly represent the church, that will be the public impression.
3. Identify and mark non-video/non-photo areas in the church. A “no photography” icon should be sufficient. These areas would be restrooms, baby-changing areas, and other places where personal privacy is expected. Childcare rooms and offices could be marked, “Photos by permission only” or “Photos by parents only” in a childcare room.
4. Find out what rights auditors actually have. Also, know how to identify harassment of individuals and how to address it.
5. Be kind and polite when dealing with an auditor. It really helps to show care for them as persons. For an example of one church that did it right, watch this [video](#). [16] Be genuinely concerned for their souls.
6. If there is illegal activity, such as violent shoving, hitting, deliberately blocking someone (and refusing to let them pass after being requested to), vandalism, etc., then you may call the police.

What if There Is a Problem?

What if your church was audited and a Safety Team member did something the auditor claimed was a violation of his or her constitutional rights?

Unless force was used, the risk of prosecution is low, but the chance of a lawsuit is very real (remember, most auditors are in it for the money). In the case of a criminal charge, a lawsuit, or both, that member will need a lawyer. If that team member was a member of U.S. LawShield, one call will get him/her a lawyer. You can [join U.S. LawShield](#) through *Sheepdog Church Security's* affiliation.[17]

Conclusion

If and when your church is audited, responding with kindness and respect would be a good testimony. "Do not repay evil for evil or reviling for reviling, but on the contrary, bless, for to this you were called, that you may obtain a blessing" (1 Peter 3:8).

[Article References](#)



WE PROTECT CHURCH

The top rated security training and equipment program for safeguarding local churches.

SDCS

THEY PROTECT YOU

The first concealed weapon legal defense program to truly provide Legal Defense for Self-Defense

U.S. LawShield
LEGAL DEFENSE - FOR - SELF DEFENSE

U.S. & Texas LawShield®
LEGAL DEFENSE - FOR - SELF DEFENSE



BANNER ON, GUNS DOWN

Security of Identifiability

Introduction

In any kind of confrontation, it is necessary to know who the good guys and the bad guys are. For instance, in team sports each side wears a distinctive color. In football or basketball, the jerseys for one side are white or yellow while those for the other side are a darker color.



Such a distinction is more critical in deadly force incidents. Tragically, the good guy may be mistaken for a bad guy and end up a dead guy. Historically, many military personnel have been killed by their own forces in situations where they could not see each other clearly. In the Civil War, Stonewall Jackson was mistakenly shot by his own men. In August 1943, 24 U.S. and Canadian soldiers were killed by friendly fire in the retaking of Kiska Island in the Aleutians.[1] In recent years, several law enforcement officers, security guards, and good citizens have been killed by "friendly fire" because they were mistaken for the bad guys. Since 1943, there have been many times 24 non-military friendly-fire fatalities.

We do not want law enforcement officers responding to a use-of-force incident at our church mistakenly shooting a Church Safety Team member. That is why Sheepdog Church Security recommends using [*DSM Safety Banners*](#). [2]

In the News

Minnesota and other states. - Most states require deer hunters to wear certain bright colors above the waist when the use of firearms is in season. Minnesota, for example, requires blaze orange or blaze pink. The colors used are not detectable to deer, but easily seen by humans. This way, another hunter knows you are not a buck or doe.[3]

Robbins, Illinois, November 11, 2018 - A man with a gun walked into a bar and began shooting. A security guard stopped him, took him outside, and held him on the ground at gunpoint. One of the responding police officers shot and killed the guard. The word "SECURITY" on his vest was not visible outside at 4:00 to 4:30 AM.[4]

Arvada, Colorado, June 19, 2021 - A man who left a note stating he wanted to kill Arvada police officers saw an officer walking in a public square. He exited his vehicle with a shotgun and followed the officer, fatally shooting him when he turned around. He then returned to his truck, traded the shotgun for an AR-15, then walked back toward the fallen officer.

A private citizen who witnessed this drew his concealed handgun, shot the shooter, and took the rifle. A responding officer seeing the man with the AR-15 standing by the fallen suspect shot and killed him.[5]


Aurora, Colorado (July 2018), Robbins, Illinois (November 11, 2018), Amarillo, Texas (February 14, 2018) - In Aurora, a Vietnam veteran shot and killed a home intruder who was trying to kill his grandson. While holding the gun and a flashlight, he was killed by a responding police officer. Almost deaf, he did not hear the officer.


In Robbins, a security guard holding a shooting suspect at gunpoint was killed by a police officer (story above).

In Amarillo, about 100 persons in a downtown mission were taken hostage by a gunman. The gunman was tackled by an ex-con who took his gun. When responding police ordered him to drop it, he lowered it down "so it would not go off" and was wounded by the police.[6]

Special Offer

Equipped for Success: Recommended Essential Equipment is the downloadable free resource for August.[8] Click *[HERE](#)* to get it. Several of these items are available at the [Sheepdog Church Security's Amazon Page](#). Those who are not already subscribed to our weekly update or the monthly newsletter *The Church Guardian* will be signed up.



		<h1>RECOMMENDED EQUIPMENT FOR SAFETY MINISTRIES</h1>  <p>VISIT THE SDCS ONLINE STORE</p>

From the Bible

- ♦ Saul was able to identify Samuel from a description of his apparel (1 Samuel 28:14):

He said to her, "What is his appearance?" And she said, "An old man is coming up, and he is wrapped in a robe." And Saul knew that it was Samuel, and he bowed with his face to the ground and paid homage.

- ♦ Joseph's appearance had changed over the 20+ years since he was 17, and he had not yet identified himself to his brothers (Genesis 42:8):

And Joseph recognized his brothers, but they did not recognize him.

- ♦ Ahab had a reason to not be identified, so he disguised himself. Jehoshaphat was almost killed when mistaken for Ahab (2 Chronicles 18:29 -34):

And the king of Israel said to Jehoshaphat, "I will disguise myself and go into battle, but you wear your robes." And the king of Israel disguised himself, and they went into battle. Now the king of Syria had commanded the captains of his chariots, "Fight with neither small nor great, but only with the king of Israel."

As soon as the captains of the chariots saw Jehoshaphat, they said, "It is the king of Israel." So they turned to fight against him. And Jehoshaphat cried out, and the Lord helped him; God drew them away from him. For as soon as the captains of the chariots saw that it was not the king of Israel, they turned back from pursuing him.

But a certain man drew his bow at random and struck the king of Israel between the scale armor and the breastplate. Therefore he said to the driver of his chariot, "Turn around and carry me out of the battle, for I am wounded." And the battle continued that day, and the king of Israel was propped up in his chariot facing the Syrians until evening. Then at sunset he died.

To Avoid Repeating a Tragedy

The search for effective identification began with a question and was made more urgent by a tragedy. It resulted in a handy, usable, and effective product, the DSM Safety Banner.

A Provocative Question

It was October 2007. Sgt. Michael Lessman was teaching a class for law enforcement officers - "Response to Active Shooters." Someone raised the question of how off-duty or plainclothes officers could effectively identify themselves when responding to an active shooter event. How could other officers not mistake the non-uniformed officer for a suspect?

This started a search by Lessman for ways the officer could identify himself or herself. It had to be quick. It had to leave both hands free. It had to be plainly visible and easily understood. Some long-standing ways were considered:

- ♦ Pin your badge on your shirt or coat?
 - ♦ It would take too long.
 - ♦ It couldn't be seen from the side or back.
 - ♦ It would be hard to see in dim light.
- ♦ Hold your badge high in your hand?
 - ♦ You'd have to take your hand off your weapon.
- ♦ Hang the badge like a medallion from around your neck?
 - ♦ Same objections as for pinning it on.

Tragedy Strikes

On January 25, 2008, about three months after Sgt. Lessman began searching for effective officer identification, an off-duty cop on the other side of the country was killed. As Christopher Ridley, a two-year Mount Vernon, NY, police officer, was driving through downtown White Plains, he saw two men fighting. He got out of his car to break up the fight, and pulled out his gun. A witness reported hearing shots fired. Just then, two county police officers arrived and ordered Ridley to drop his weapon. He turned to see who was shouting, and they shot him. One writer thinks his hearing was dulled by the previous gunshots so that he did not understand the command.[9]

A Banner Concept

This "Blue-on-Blue" friendly-fire incident drove Lessman even harder in seeking a way to end these needless tragedies. This was so intense that he would awaken from sleep to discuss it with his wife.

The one idea which proved workable was a banner with bold letters and reflective colors which would show from any direction. It had to be easy to carry and easy and quick to put on with one hand, even while walking. The design was refined several times on the drawing board. By 2009 the DSM Safety Banner (DSM means, "Don't Shoot Me") was ready to present to police departments. DSM Safety Products was named "Best of Show" in TREXPO West 2009, and the DSM Safety Banner was featured in that month's March issue of Police Magazine.

More than Police

DSM Safety Products^[10] has banners for more than police. They also have them for LEOSA/Retired Officers, Security Teams (Teams, School, Church), and Medical Professionals. They also have Sling Sleeves to fit over the slings of rifles and go bags of qualified groups.

[LEOSA/Retired Officers](#) refers to those persons covered by the 2004 [Law Enforcement Officers Safety Act](#) as amended in 2013. This allows qualified law enforcement officers, whether active or retired, to carry concealed firearms (with some restrictions and exemptions) in any state or territory. Retired law enforcement officers in your church would qualify for these, especially if they are on or work with the *Church Safety Ministry*.

[Security Team](#) banners are for qualified security forces of schools and churches. Members of the Church Safety Team may qualify for buying the safety banners (see Vetting for Security below).

[Medical Group](#) banners are for medical professionals, and might be used by those professionals who are members of medical response teams in schools and churches.

Vetting for Security

Since a product identifying non-uniformed police officers has the potential of abuse by criminals and terrorists, DSM uses a vetting process to be sure those ordering police safety banners are legitimate police departments or their officers.

Their statement is,

"We will vehemently protect the integrity of the DSM Safety Banner System that has been adopted by law enforcement agencies and security units around the world. It's about saving lives.

In our support for the fight against global terrorism & criminals we vet every order before shipment."[11]

The same vetting applies to churches, schools, and medical professionals.

Video Presentation

DSM Safety Products explains the need for identification and how the safety banners work in a short [video](#). It opens with a plainclothes officer in his car receiving notice of an active shooter nearby. He rushes in to find and confront the gunman. Soon following is a uniformed officer who comes upon the first officer from behind. Watch the video to see how this turns out.[12]

Other Providers of Essential Equipment

August's focus is "Equipping for Service," featuring the *Sheepdog Church Security Store on Amazon*, "Recommended Equipment for Safety Ministries." [13] To protect the vetting process, *DSM Safety Banners* are not in the *Amazon* store.

There are two other providers of SDCS recommended equipment and supplies not in the SDCS Amazon store, *Mountain Man Medical* and *Reflex Protect*. Both companies are located in Colorado.

Mountain Man Medical

[Mountain Man Medical](#) sells proven supplies for medical responses at reasonable prices. Working with Sheepdog Church Security, they developed two kits, the "Sheepdog Belt IFAK"[14] and the "Mass Casualty Trauma Kit." [15]

Reflex Protect

[Reflex Protect](#) was conceived in tragedy. Several of Joe Anderson's co-workers were killed by a mass killer in the 1993 California Street Shooting, sought a product ordinary people could use to protect themselves from a violent person. Finally he was able to work with a partner to develop the *Reflex Protect* defensive sprayer and the non-injuring *Presidia Gel*. They also make and sell *Reflex Remove*, a decontaminant to clean the gel off an already subdued subject.[16]

Conclusion


You do not want to be the good guy who is mistaken for a bad guy and ends up being a dead guy. The purpose of *DSM Safety Products* is to prevent that scenario. Their *DSM Safety Banner* is designed to identify you as the "good guy" at the scene - "Banner On, Don't Shoot!"

There Is More

There are five articles for August. This month began with "You've Been Audited!" - a current issues article, then this one. The remaining articles are "Equipped to Serve" (Part One), "Equipped to Serve" (Part Two), and "The 2006 Ministry of Jesus Christ Church Shooting" (Lessons Learned).

[Article References](#)

Reflex Protect is the highly effective, yet non-violent alternative for violent situations. Their revolutionary patented spray head is intuitive and easy to use, making Reflex Protect the most effective and accurate non-lethal self-defense product.



BASICALLY EQUIPPED

Equipped to Serve: Part One

Introduction

We humans are users of things. Over thousands of years, many things have been invented and improved to use in the production and processing of food, protection from the elements, personal hygiene, cleaning and maintaining other things, treating illnesses and injuries, communication, computation and record keeping, protection from wild animals and hostile persons, and many other purposes. Equipment and supplies are essential to most areas of life, and protecting the flock is no exception.



In the News

Unless it's a factor in a disaster, equipment and supplies for a church's safety ministry are not generally considered newsworthy. However, we can find mentions of equipping on sites which cover church security issues.

National, 2013 - In a Religious Product News article two of seven essentials for church safety are Emergency Response Team (ERT) Kits [medical] and Communications. Another essential, Check-in System [for children], requires log-in forms and claim tickets.[1]

Deltona, Florida, September 1, 2018 - In "Operating a Church Security Ministry," Dwayne Harris covers Equipment and Supplies. Beside flashlights, two-way radios, and other items previously discussed on this site, he also includes "traffic control devices" and "software." [2]

Deltona, Florida, Before June 22, 2018 - In "10 Essential Steps for Church Security and Safety," Dwayne Harris recommends that we "utilize monitoring equipment & alarm systems" to protect the church. The advantages are monitoring the church while off-site and notifying law enforcement and fire department dispatchers. A selling point is the lower cost of these systems compared to decades past.[3]

Greater Los Angeles, California, February 4, 2021 - James Segil, co-founder of Openpath, presents the use of electronic access control for both health and security reasons. Touchless entry and locking reduces the passing of pathogens on doorknobs. It limits access to those whose electronic credentials for the system are active (they can be revoked). A building-wide system allows doors to the building or to individual rooms to be remotely locked. He says, "For religious institutions, choosing an access control system that offers campus-wide or site-specific lockdown capabilities is important in order to protect their congregation and prevent bad actors from accessing their space." [4]

Special Offers and Featured Products

The special download for this month is [Equipped for Success: Recommended Essential Equipment](#). It has a list of five items and describes their usefulness in church safety. [5] Featured is the *Sheepdog Church Security* store on *Amazon*. [6]

Think, "Back to School." Featured in August is the [Complete Training Program v4](#). [7] This is all the classroom Sheepdog Church Security training courses in one package. Not only that, now online classrooms are available for your church. Sign up your team for the program, and SDCS will send you a link to schedule classes where you can log in together with Kris as the teacher. Also featured is the download [Steps to Start a Safety Ministry](#). [8]

Basic Equipment for Church Safety

There are many categories of items essential for a Church Safety Ministry which many people would not associate with safety and security; books, apparel, simple tools, and administrative supplies. We can also add communication devices as safety gear.

Equipping the Mind

Kris has two books on the market. They are *Defending the Flock: A Security Guide for Church Safety Directors* and *Active Shooter Mitigation: A Training Guide for Houses of Worship*. A second edition of *Defending the Flock* will be available in less than a year, in or before July 2022. Besides books, SDCS has another product to equip the mind, training materials.

From the Bible

- ♦ Books guide us and instruct us.

And the king commanded all the people, "Keep the Passover to the Lord your God, as it is written in this Book of the Covenant" (2 Kings 23:21).

- ♦ What we wear is essential.

The night is far gone; the day is at hand. So then let us cast off the works of darkness and put on the armor of light (Romans 13:12).

Stand therefore, having fastened on the belt of truth, and having put on the breastplate of righteousness, and, as shoes for your feet, having put on the readiness given by the gospel of peace (Ephesians 6:14-15).

- ♦ Have lights to carry when and where needed.

And the jailer called for lights and rushed in, and trembling with fear he fell down before Paul and Silas (Acts 16:29).

"Or what woman, having ten silver coins, if she loses one coin, does not light a lamp and sweep the house and seek diligently until she finds it?" (Luke 15:8).

- ♦ Know what weather is on its way.

And at the seventh time [the servant] said, "Behold, a little cloud like a man's hand is rising from the sea." And [Elijah] said, "Go up, say to Ahab, 'Prepare your chariot and go down, lest the rain stop you'" (1 Kings 18:44).

- ♦ Communicate critical information.

And this [the plot against the king] came to the knowledge of Mordecai, and he told it to Queen Esther, and Esther told the king in the name of Mordecai (Esther 2:22).

Active Shooter Mitigation

With increasing attacks by mass killers on places of worship, how to meet the threat has become a more critical issue. [Active Shooter Mitigation](#) by Kris Moloney was written to help churches prepare for an active shooter to avoid disaster if and when one comes.[5b][10]

Sheepdog Church Security Training

Training itself is not physical equipment, but training materials are. Sheepdog Church Security training courses are available as downloadable training bundles for classroom instruction. This includes PowerPoint slides, Instructor's Guide, Director's Manual, and 1-year access to Streaming Videos.

All of the SDCS training courses are in the [Complete Training Program v4](#).^[7] This month it is available in online classrooms. When your church has purchased the program, the *Church Safety Director* will receive a link for all Safety Team members to be able sign in. Your Safety Director can choose the time of the classes, and Kris will be the instructor streamed online.

Putting on Safety

What we wear can make us safer. It can also help us do our job. In Ephesians 6, Paul lists items that are parts of the Armor of God. These include a belt and shoes

Belt - This is what holds everything else in place. It also holds a soldier's weapon, canteen, and other useful items. A security belt, like a tool belt, can hold various items we use, such as radio, gloves, phone, defensive spray, guns, CPR masks, etc.

Shoes - Shoes are for traction, safety, and health. They need to cover your feet to protect them from falling objects. They need skid-proof soles. They should be warm in the winter and cool in the summer.

Weather Ready - The woman in Proverbs 31:21 ensured that members of her family were dressed for the cold of winter. We need to dress for the weather. Even when we serve inside, we may have to go outside where it is cold at one time of year and hot months later.

Reflective vests - There is safety in being seen. If we work in the parking lot, we need clothing which is eye-catching. Wear a vest with safety colors for the daytime and reflective letters for after dark.

Identification - Unless we are incognito, we need some indication that we are on the Church Safety Team. This could be a pin, a name tag, or the name of the church with "SAFETY" on a shirt or vest. Church members and visitors then know you are there to help. Would-be thieves or disrupters know you're there to watch and protect.

Safety Banner - if there is a violent incident, someone calls 911. When the police or deputies arrive, and see one person holding a gun or knife on another, they need to know immediately which one is the good guy. The [Safety Banners](#) from *DSM Safety Products* are designed to do just that. "DSM" means, "Don't Shoot Me." [11]

Useful Items

Schrade SCHA3BS Knife - This small knife is a useful tool. It can open boxes and other packages, cut through a rope or belt, and saw some things with the serrated portion of the edge. Closed, it can be a window breaker in an emergency. The folded blade opens with the push of a button. The 2.9" blade is too short for it to be classified as a weapon, but it can be used for defense if necessary. It is in the *SDCS Amazon* store. [5c]

Tactical Light - The Cree XM-L2 U2 Tactical LED Flashlight from Lumen Tactical puts out 1,000 lumens. It is rechargeable and comes with a USB cradle charger and an adapter. It is in the *SDCS Amazon* store. [5d]

Light with Traffic Wand - Also in the *SDCS* store on *Amazon* is the UltraFire WF502B Traffic Control Wand LED Flashlight. The light can be switched to any of 5 modes. The traffic wand can be used to direct traffic or guide parking. It can also be used to direct an evacuation or lead people to shelter. [5e]

Pry Bar - Who would think of a pry bar as a security & safety tool? There are some calamities, such as a tornado hit, gas explosion, or severe earthquake, when debris needs to be moved or a jammed door opened to rescue people, just let them out or let medics in. Once you have one, you'll find dozens of other uses.

Broom, Mop, Shovel - These tools are so basic that they are easy to take for granted - that is until you need one and it is not there. Swept floors are safer with nothing to roll under someone's feet or to trip over. Clean up wet spots with a mop to prevent slips and falls. Shovel snow off walkways.

Communicating

Weather Radio - When severe weather is on its way, know about it in time to be ready for it and keep people safe. The Midland - WR300 has S.A.M.E. (Specific Area Message Encoding) to bring weather alerts for your local area. The LCD screen displays the type of alert and shows when it expires. It also has an alarm clock and AM/FM radio. Alerts will override an AM/FM broadcast. [5f]

This radio has much more than weather alerts. Here are a few of the non-weather alerts.[12]

Sample of non-weather alerts on the [Midland WR300](#):

- ♦ Avalanche Watch & Warning
- ♦ Biological Hazard Warning
- ♦ Chemical Hazard Warning
- ♦ Child Abduction Advisory
- ♦ Civil Danger Warning
- ♦ Civil Emergency Message
- ♦ Dam Watch/Dam Break Warning
- ♦ Earthquake Warning
- ♦ Hazardous Materials Warning
- ♦ Local Area Emergency Advisory

Two-Way Radios - Commonly called "walkie-talkies," two-way radios keep the Safety Team in touch with each other and with key persons in the church. Get a system where classrooms can be on a separate channel. They can alert the Team of a situation or be warned by a team member to evacuate or lockdown. For example, the nursery attendant can ask the team to contact the parents of a sick or injured child, or notify you that someone is trying to pick up a child they did not bring in.

Mobile Phones - There are reasons why cell phones should not be the primary communication network for a Church Safety Team, but they can be used to call 911 for police, fire department, or medical assistance. You can also call the parents of a youth or child with problems, etc. Of course, they can be used for other needed outside calls.

Administration

Admittedly, office supplies and paperwork (records, forms, and reports) are the least glamorous categories of equipping a Church Safety Ministry. However, they are no less essential than any of the other categories. This is especially so for (1) effective management, (2) accountability, and (3) protection from legal liability.

Office Supplies - Basic office supplies such as printing paper, pencils and pens, erasers, printer ink or toner, even paper clips, are always needed to keep things going. They are easy to find and buy, but you don't want to be out when you need them.

Records, Forms, and Reports - Seven of the special monthly downloads through the coming year are records, forms, checklists, and reports:

September — Active Shooter Lockdown Checklist

October — Safety Member Training Record

December — Reports and Forms Bundle

February — Childcare Code of Conduct

March — FBI Qualification Sheet, Tactical Shoot, Scenario Training

April — Medical Equipment Checklist

May — Safety Member Training Record

Watch for links to these downloads in those months, beginning with the *Active Shooter Lockdown Checklist* in September.

Conclusion

Know what basic equipment and supplies you need. Get the needed equipment and don't run out of supplies. Have what you need when you need it.

There Is More

The other articles this month are "You've Been Audited!" [a current concern], "Banner On, Guns Down" [featured provider], "To Rescue and Defend" (Equipped to Serve: Part Two), and "The 2006 Ministry of Jesus Christ Church Shooting (Lessons Learned).

[Article References](#)

TO TREAT, RESCUE, AND DEFEND

Equipped to Serve: Part Two

Introduction

We may need equipment or supplies to treat injuries or illnesses (medical emergencies), to remove people from danger, and to defend against violence. Since we do not know what will happen, we should equip the church now so that we have it if and when we need it.



In the News

Charleston, South Carolina, April 4, 2021 – During the Easter service in a Charleston church, a man's heart stopped. A physician in the congregation began CPR. Someone brought the church's AED, which restarted his heart.[1]

Pittsburgh, Pennsylvania, October 27, 2018 – When an anti-Semitic gunman opened fire in a synagogue during Sabbath services, many persons were wounded. Eleven of them died. The death toll could have been higher, but several people there had been trained in Stop the Bleed and used tourniquets.[2]

San Angelo, California, March 18, 2009 – About 150 children and infants were evacuated from a church daycare center during a fire. Evacuation cribs and strollers were used to carry the infants out.[3]

Lake Forest, California, June 1, 2019 – A woman parked in a church parking lot walked along a local trail. Along the way, she was attacked by a man. She fought him off using pepper spray.[4]

Special Offers and Featured Products

We have two free downloads and a training program special.

"Equipped for Success: Recommended Essential Equipment" lists six things which are needed for a Church Safety Ministry (two-way radios is one of them) and tells why they are necessary. There are more items which are useful, but these six are essential.[5] Click [HERE](#) to get it.

Practical Steps to Start a Safety Ministry has practical advice for beginning a Safety Ministry in your church, from “Start the Conversation” to “Recruit and Train Your Team.” Starting a Safety Ministry is “equipping the church for safety.”[6] You can get it [HERE](#).

Note that training is an essential part of starting a Church Safety Team, equipping Safety Team members for their roles. A key resource for this is the Complete Training Program v4. This is the classroom version with downloadable training materials.[7] Beginning in mid-August, these seven lessons will be live-streamed on Zoom every other week with Kris Moloney as the instructor. In 3½ months your team will be ready to take the tests for Sheepdog Church Security certification. This training program is offered at a big discount.

Several of the products named in this article are listed in the Sheepdog Church Security store on Amazon (Recommended Equipment for Safety Ministries).[8]

From the Bible

- ♦ Isaiah prescribed a poultice to treat Hezekiah’s boil:

For Isaiah had said, “Let them take a lump of figs, and lay it for a plaister upon the boil, and he shall recover.” (Isaiah 38:21).

- ♦ Angels evacuated Lot & family from Sodom:

And while [Lot] lingered, the men laid hold upon his hand, and upon the hand of his wife, and upon the hand of his two daughters; the Lord being merciful unto him: and they brought him forth, and set him without the city (Genesis 19:16).

- ♦ The Roman tribune rescued Paul from a mob:

“This man was taken of the Jews, and should have been killed of them: then came I with an army, and rescued him, having understood that he was a Roman” (Acts 23:27).

- ♦ Ehud used a weapon to rescue Israel from the oppressor:

And Ehud said, “I have a message from God unto thee.” And he arose out of his seat. And Ehud put forth his left hand, and took the dagger from his right thigh, and thrust it into his belly (Judges 3:20b-23).

Equipment to Treat, Rescue, and Defend

We need equipment and supplies to treat the ill and injured, to rescue persons who are unable to remove themselves from danger, and – in many cases – to defend ourselves and others.

To Treat the Ill and Injured

From time to time there will be medical emergencies in the church. They can be small cuts or burns in the kitchen, children getting bruises or sprains while playing, a person getting too hot on a church picnic, or numb toes and fingers in winter weather. They can be more serious – a broken arm, a stroke, a heart attack, a life-threatening allergic reaction, or injuries in a mass casualty event. Most of these illnesses and injuries require some supplies to treat, from small Band-Aids to tourniquets to an Automated External Defibrillator (AED).

Items in the SDCS Store

[Rapid Care First Aid 80093 First Aid Cabinet](#) – This wall-mounted cabinet is made of white enameled steel. There are three sizes available: 2, 3, or 4 shelves. Put one each in the office, the kitchen, the gym, and whatever place it would be needed. It comes with First Aid supplies and a First Aid book.[8a]

[Philips HeartStart Home AED](#) – AED's are now proven products and are recommended for workplaces, schools, and places of worship. They have already saved many lives in churches.[8b]

[Large Medic First Responder Trauma Duffel Bag](#) – You can't take the wall cabinet with you, but you can take this bag to the scene of a serious injury. More than just First Aid, it has materials for treating major trauma.[8c]

[CAT Combat Application Tourniquet](#) – This is the official tourniquet of the U.S. Army. It is quick to use and has a place to write the time of application.[8d]

[Emergency Pressure Bandage \(Israeli Type\)](#) – This was developed for the Israeli Defense Force, and it has proved itself in treating wounds suffered in combat and in terrorist attacks.[8e]

[Airway Kit - Nasopharyngeal Respiration Tubes In 5 Sizes](#) – These NPAs (NasoPharyngeal Airways) can enable a person with mouth injuries to breathe. They are lubricated for easy insertion.[8f]

Mountain Man Medical (an Affiliate)

Sheepdog Church Security has an affiliate relationship with *Mountain Man Medical* (MMM). Kris worked with them in developing two medical response kits, the *Sheepdog Belt IFAK* (individual First Aid kit) and the *Mass Casualty Trauma Kit* (which MMM decided to make a standard product).[9]

Sheepdog Belt IFAK – This individual First Aid kit can be carried on your belt. It has enough in it to treat one serious injury or cardiopulmonary episode: 1 each of tourniquet, Israeli pressure bandage, pair of medical gloves, pair of shears, and CPR face shield.[9a]

Mass Casualty Trauma Kit – Everything in this bag is intended to keep trauma victims alive until the EMTs or paramedics get there. Get the number of kits recommended for the size of your congregation. MMM also offers training in Emergency Trauma Response.[9b]

Other Medical Response Supplies

Disposable Medical Gloves – These are already in the kits, bag, and cabinet above. However, since they are disposable, they need to be replaced frequently. Try to keep enough on hand to refill as needed.

Sanitizing Wipes – It is important to try to prevent infections, especially in cuts and wounds.

CPR Masks or Face Shields – when performing CPR, we need to protect both ourselves and the patient, especially if we go beyond compression to forced breathing. The face shield also protects the face from body fluids when treating injuries. This kind of protection has become more important during the current pandemic.

Permanent Markers – These are needed for marking the time on a tourniquet, etc.

To Rescue the Endangered

Walking-Gait Belt – If a person being evacuated has difficulty walking, a walking gait belt with side loops enables one or two helpers to support and guide them. This could be a real life-saver in a fire.

Safety Walking Rope – When leading small children out during an emergency, it is important to keep them together. This Brand New World WR99 Safety Walking Rope has a handle at each end for the adults.[8g]

Stair Chair – The LINE2Design Stair Chair was designed to evacuate persons who cannot walk when stairs have to be used. It is much safer to use than an ordinary wheelchair.[8h]

Evacuation Crib – There are several evacuation cribs on Amazon and other sites. They have sturdier frames and larger casters than regular cribs. Several infants can be taken out at one time. They were used in the church fire in San Angelo.[3]

Lockdown Door Jammer – The Gotega Door Stopper can be kicked down in a lockdown to keep a door from being opened. It can be released with a foot on the lever. [8i]

Shelter Supplies – Be prepared in case people have to shelter in the church for more than a day. This means water, non-perishable foods, and necessities for hygiene and sanitation.

To Defend the Threatened

Defensive Sprays

Irritant sprays have become common personal defense items. They contain OC (Oleoresin Capsicum, a.k.a. pepper oil), CS (tear gas), a combination of the two, or another active substance (such as *Presidia Gel* in *Reflex Protect* – see below).

SABRE Advanced Compact Pepper Spray – This is preferred and carried by many police officers. It is mostly OC, with CS and UV marking dye (seen only in ultraviolet light). It has a clip for convenient carrying.[8j]

ASP Key Defender Pepper Spray – This can be carried on a key ring and be quickly disconnected for use. It has six charges.[k]

Reflex Protect – The *Reflex Protect* defensive spray was designed to be harmless and precise. The special spray head shoots a pinpoint stream, making it more selective in a crowd. It contains Presidia Gel, which does not have the same problems as pepper spray. The same firm sells a decontaminant, *Reflex Remove*, which cleans Presidia Gel off an already subdued subject. It also cleans off pepper spray.[10]

Electric Discharge Devices

Stun Guns and Tasers – These devices release a stored electric charge when their electrodes contact the subject's skin. This interferes with their nervous system, causing disorientation, pain, and loss of balance and/or coordination. A stun gun works on direct contact. The Taser shoots out two barbed electrodes with wires attached, making it effective at a distance beyond arm's reach.

Taser Holster – This holds the Taser Pulse or Taser Pulse+.[8l]

Firearms

There are many handguns which can be used for security. However, not all are suitable for concealed carry, which is preferred for church safety teams. They must be carried and used in accordance with state and local laws.


Conclusion

When the time comes to respond to medical emergencies, to evacuate mobility-impaired persons, or to defend yourself or others, be sure you have what you need already on hand. Prepare for unscheduled events.

There Is More

There are four other articles in August. They are “You’ve Been Audited!” [a current concern], “Banner On, Guns Down” [featured provider], “Basically Equipped (Equipped to Serve: Part One), and “The 2006 Ministry of Jesus Christ Church Shooting” (Lessons Learned).

[Article References](#)



CHURCH SECURITY ROLL CALL

WEEKLY TIPS AND ENCOURAGEMENT FOR CHURCH SECURITY TEAMS BASED ON THE RESEARCH AND EXPERIENCE OF KRIS MOLONEY AND THE SHEEPDOG CHURCH SECURITY TEAM. HOSTED BY KRIS MOLONEY.



Banner On, Guns Down - Security of Identifiability

[LISTEN ON SOUNDCLOUD](#)

[WATCH ON YOUTUBE](#)



Basically Equipped - Equipped to Serve (Part One)

[LISTEN ON SOUNDCLOUD](#)

[WATCH ON YOUTUBE](#)



To Treat, Rescue, and Defend - Equipped to Serve (Part Two)

[LISTEN ON SOUNDCLOUD](#)

[WATCH ON YOUTUBE](#)



2006 Ministry of Jesus Christ Church Shooting

[LISTEN ON SOUNDCLOUD](#)

[WATCH ON YOUTUBE](#)

FREE MONTHLY DOWNLOAD



RECOMMENDED ESSENTIAL EQUIPMENT

Your Safety ministry will need a number of essential items to make the execution of its Safety Team's duties safer and more efficient. To help you choose the right tools to get you started, we offer this quick overview.

Protect God's People with Our Church Safety Resource to get this free download, Click the Picture and enter your Email Address. You will receive an email with a download Button. Click the Button in the email to Download the Safety Ministry Resource.

MAIL CALL

Messages from Sheepdogs across the country

Joe Francis

"Its been over a year since a Safety team was started in my church. I followed your recommendations for starting the team and it WORKS. Our team consist of 7 members. We finish the training material (GOOD STUFF) about 6 months ago. Now we are working on details. My biggest resistance, from team members, came from the use of Radios. After God used a Code Pink, the child was safely found in the parking lot by a church member - the importance of radios began to sink in. Now there is no resistance. I want you to know I'm a big fan of Sheepdog Security and highly recommend it to other church's in my area, because I know it works. I use the roll call video's as training sessions for my team, Please Keep them coming. Thank for you for your desire to protect churches and for teaching us how."



SHEEPDOG'S MONTHLY GUEST ARTICLE

Church Office Staff Safety

BY: TERRY B.

I visit one church when making calls that sits atop a beautifully manicured hilltop. The winding drive that ascends the hill is spectacularly well kept. The parking lot is clean and well-marked. The lot is completely empty except for one lone vehicle. When I park near the sole vehicle, I walk up a well-kept sidewalk to the unlocked door and enter the lobby of this church. I walk past the sanctuary and several offices. I then approach the door marked "Church Office" and enter to find the receptionist sitting at her desk. I startle her as I open the door since she had no notification that I was even coming down the hall.

I have spoken with this particular receptionist several times now with the purpose of trying to advise her that the church needs to improve their security awareness. I have even suggested that they can simply lock the door and install a "Ring" type doorbell. But it is always met with the utmost resistance.

Because of the remoteness of the church, If there was any type of incident, the receptionist could very well scream for hours before anyone would happen to hear her.

This is an example of the worst of the worst of "The Mayberry Syndrome". It is also an unfortunate view of many of the churches I visit. Even if they do have a security team established for the times they are meeting on the weekend, the office is left completely to their own device Monday thru Friday.

Is your church office staff sitting ducks? Are they left swinging in the wind?

It is noteworthy that the Texas shooting on December 29, 2019 at the West Freeway Church of Christ was precipitated by the shooter visiting the office asking for money days prior, he was allegedly offered gift cards for food but left after causing a scene due to being told he would not be receiving cash.

The problem is rarely addressed by church leadership.

Sometimes they will put a buzzer on the door to get into the office but most of the time after ringing the buzzer, the door is simply opened by the staff member without any type of vetting as to the purpose of the call.

The ideal set up would be to have a double set of doors that has the intercom at the second set of doors so as to be able to visually inspect the visitor to allow or deny access. At the very least it would give the receptionist the available time to contact another person (or security) to be present in any situation that they felt uncomfortable in. If you are depending on the typical Mag Lock (magnetic lock) on the door to protect the office staff, a simple video search for videos of the effectiveness of a mag lock door and you will see how easy it is to pull open a mag lock secured door.

Cameras are great, if they are constantly monitored, otherwise they are just there to be submitted as evidence at the trial.

Office personnel need to be trained on distinguishing between the Odd, Suspicious and Dangerous?

They must be trained to recognize PAIN's. (PAINS is short for Pre-Attack Indicators) The Body Language of a Person Preparing for an Attack.

The office staff can not recognize a threat without training on threat assessment. And how is the staff to be expected to deal with a problem developing without any type of de-escalation training.

And if it does get ugly, is there a way to have the receptionist contact the rest of the staff? Have they been trained in evasive maneuvers, Do they know the difference between concealment and cover?

These are all questions that need to be asked!

Does your copy of your emergency Action Plan that sits on the shelf collecting dust even have anything in there related to the receptionist and office staff?

Considering that the churches security team is normally only employed on the weekends, how does the office staff, that is open to the public five days a week, work within the overall church security plan?

I realize this article has asked many more questions than answers. And that was intentional. This article was intended to get you thinking about the environments in which many churches leave the office staff.



Terry Berringer is the owner/operator of Church Emergency Consulting. He was the founder, developer, trainer and director of the security, parking and medical teams of one of the largest congregations in south-west Pennsylvania for over 20 years.

To learn more, click on the image below:



**Church
Emergency
Consulting**

Terry Berringer

terry@churchemergency.com

412-527-3673


**WORSHIP SECURITY™**
ASSOCIATION

Streaming video from church safety and security experts.



PLAN - PREPARE - PROTECT

Get 25% off with Promo Code: [SHEEPDOG](#)



ONSITE INSTRUCTORS



JOSHUA COLEMAN

Location: Cabot, Arkansas 72023

Email: shepherdingsheepdogs@gmail.com

Phone: [\(971\) 409-2425](tel:(971)409-2425)



MICHAEL MERCER

Location: South Windham, Maine 04082

Website: <https://michaelmercerconsulting.com>

Email: michael@michaelmercerconsulting.com

Phone: [\(207\) 699-8840](tel:(207)699-8840)



BRIAN STOLT

Location: Belle Plaine, Minnesota 56011

Website: <https://stolttacticaldefense.com/>

Email: brian@stolttacticaldefense.com

Phone: [\(952\) 292-8758](tel:(952)292-8758)



MICHAEL & DESERÉE KENNEY

Location: Upper Deerfield Twp. New Jersey 08302

Website: <https://www.kenneyprotectiveagency.com/>

Email: info@KenneyProtectiveAgency.com

Phone: [856-283-8481](tel:856-283-8481)



JEFFREY TOEPPE

Location: Racine, Wisconsin 53402

Website: <https://www.personal-defense-training.com/>

Email: jeff@personal-defense-training.com


Phone: [262-994-0242](tel:262-994-0242)



SEMINARS AND CONFERENCES

**UNFORTUANTLY THERE ARE NO SHEEPDOG SEMINARS
OR OTHER CHURCH SECURITY SEMINARS
SCHEDULED AS OF September 7th, 2021.**

**If you know of any other Church Safety Seminars or
Conferences and would like to see them featured on the
Church Guardian, Please Contact us via Email at
KRIS@SHEEPDOGCHURCHSECURITY.NET**



SHEEPDOG CORNER

Hi Sheepdog,

There has been a number of changes around here, behind the scenes. We have been asking ourselves, "WHAT is Sheepdog Church Security and HOW can we best serve the Church?" With much prayer and consideration, we have been looking at where we started and where we need to go.

We developed a kind of Mission Statement and a way to describe ourselves.

"Sheepdog Church Security is a Private Online Academy that provides both Distance and Self-Paced Learning to Safety Team Volunteers. Our training focuses on Routine Safety and Security Operations and Emergency Situations in Houses of Worship."

To us, this is more than just a fancy new statement. It is a mandate to improve and expand a number of things we are doing. For you this means, the way we deliver training to you is going to be changed for the better. Ultimately, we want to be a Total Training system giving your team as many training options as possible.

For now, I'm going to cut off this discussion because doing is better. God Bless.

Your Loyal Companion in Christ,

Kris P. Moloney



Address:

**712 Maple Circle Belle Plaine,
MN 56011**

Phone:

612-470-7364

E-Mail:

Kris@sheepdogchurchsecurity.net

Website:

**[https://
sheepdogchurchsecurity.net/#](https://sheepdogchurchsecurity.net/#)**



A Police Officer with over 18 years of experience and a retired Army Captain and Company Commander. He has certifications in Crime Prevention, Security Assessments, and the Crime Free Program. He also has a Bachelor's degree in Ministry and a Master's degree in Organizational Leadership.

Kris P. Moloney